



GelCover™ PLASTIC DUCT COVER




APPLICATIONS

It perfectly covers every pipe, line-sets and wires for HVAC systems installations, providing great protection for outdoor and also indoor applications. All parts and accessories connect to each other with just a click: no screw required.

TECHNICAL SPECS

- Material:** Extruded Rigid PVC
- Density:** 0.036 lb / in³ ISO1183 tested
- Vicat Softening Point:** 174F ISO306 tested
- Hardness:** 81 Shores D ISO868 tested
- Elastic Modulus:** 3600 MPa ISO178 tested
- Yield Point:** 32 N/mm² ISO527 tested
- Tensile Strength:** 33 N/mm² ISO527 tested
- Deformation at Break:** 110% ISO527 tested
- Izod impact test:** 75 J/m ISO180 tested
- Inflammability:** Class V0 UL 94 tested

TRY IT, CLICK IT




CONNECT WITH JUST ONE CLICK!

SPECIAL FEATURES

- Screw-less Fittings:** Gelcover parts connect to each other with just a click
- Weather/Vandalism/FIRE and Pets/Pests proof:** Gelcover protects pipes, line-sets and cables from severe weather conditions, vandalism, pets and pests
- UV resistant:** Gelcover Plastic Ducts and its accessories are all UV resistant
- Paintable:** can be painted to match surroundings

PDM US recommends product installation under GELCOVER plastic ducts to protect it from severe weather conditions, accidental damages or thefts.



GelCover Duct

UV-Ray Stabilized, Fireproof, Paint Ready


Code	9804-001-08	9802-001-08	9803-001-08
Model	DUE70	DUE90	DUE125
Dimension (mm) AXB	70x55	90x65	125x75
Dimension (inch.)	2-3/4"x2-1/8"	3-1/2"x2-9/16"	4-15/16"x2-15/16"
Qty/ctn (pcs)	12	8	6



Tightening Clamp

Holds pipes/cables inside duct. Adjustable.

Code	9804-101-00	9802-101-00	9803-101-00
Model	PFBE70	PFBE90	PFBE125
Dimension (mm)	70x55	90x65	125x75
Dimension (inch.)	2-3/4"x2-1/8"	3-1/2"x2-9/16"	4-15/16"x2-15/16"
Qty/ctn (pcs)	25	25	25



Flexible Sleeve

Makes installations much easier.

Code	9804-118-08	9802-118-08
Model	FLES90	FLES70
Dimension (mm)	90x65	70x55
Dimension (inch.)	3-1/2"x2-9/16"	2-3/4"x2-1/8"
Qty/ctn (pcs)	6	6



Adjustable Bend

Can be adjusted from 45° to 135°.

Code	9804-117-08	9802-117-08
Model	ABE70	ABE90
Dimension (mm)	70x55	90x65
Dimension (inch.)	2-3/4"x2-1/8"	3-1/2"x2-9/16"
Qty/ctn (pcs)	6	6



End Cover

To finish the duct in the wall insertion.

Code	9804-114-08	9802-114-08	9803-114-08
Model	EDTE70	EDTE90	EDTE125
Dimension (mm)	70x55	90x65	125x75
Dimension (inch.)	2-3/4"x2-1/8"	3-1/2"x2-9/16"	4-15/16"x2-15/16"
Qty/ctn (pcs)	10	10	10



Internal Elbow

To connect two ducts at right internal angles.

Code	9804-112-08	9802-112-08	9803-112-08
Model	CBE70	CBE90	CBE125
Dimension (mm)	70x55	90x65	125x75
Dimension (inch.)	2-3/4"x2-1/8"	3-1/2"x2-9/16"	4-15/16"x2-15/16"
Qty/ctn (pcs)	10	10	10



External Elbow

To connect two ducts at right external angles.

Code	9804-113-08	9802-113-08	9803-113-08
Model	EBE70	EBE90	EBE125
Dimension (mm)	70x55	90x65	125x75
Dimension (inch.)	2-3/4"x2-1/8"	3-1/2"x2-9/16"	4-15/16"x2-15/16"
Qty/ctn (pcs)	10	10	10



Joint Reduction

To connect two ducts of different sizes.

Code	9804-201-08	9803-201-08
Model	OTP70	OTP125
Dimension (mm)	90x70	125x90
Dimension (inch.)	3-1/2"x2-3/4"	4-15/16"x3-1/2"
Qty/ctn (pcs)	10	10



Wall Duct

To cover the through wall holes.

Code	9804-111-08	9802-111-08	9803-111-08
Model	WDE70	WDE90	WDE125
Dimension (mm)	70x55	90x65	125x75
Dimension (inch.)	2-3/4"x2-1/8"	3-1/2"x2-9/16"	4-15/16"x2-15/16"
Qty/ctn (pcs)	10	10	10



Wall Bend

To cover wall holes and the end of the duct.

Code	9804-116-08	9802-116-08	9803-116-08
Model	WTE70	WTE90	WTE125
Dimension (mm)	70x55	90x65	125x75
Dimension (inch.)	2-3/4"x2-1/8"	3-1/2"x2-9/16"	4-15/16"x2-15/16"
Qty/ctn (pcs)	10	10	10



Flat Bend

To connect one horizontal and vertical duct.

Code	9804-115-08	9802-115-08	9803-115-08
Model	FBE70	FBE90	FBE125
Dimension (mm)	70x55	90x65	125x75
Dimension (inch.)	2-3/4"x2-1/8"	3-1/2"x2-9/16"	4-15/16"x2-15/16"
Qty/ctn (pcs)	10	10	10



T-Joint

A three way connector for pipes/cables.

Code	9802-200-08	9803-200-08	To be used together with
Model	TJE90	TJE125	OTP joint-reduction.
Dimension (mm)	90x65	125x75	
Dimension (inch.)	3-1/2"x2-9/16"	4-15/16"x2-15/16"	
Qty/ctn (pcs)	8	8	



Upper Connector

Connects two ducts.

Code	9804-102-08	9802-102-08	9803-102-08
Model	CSE70	CSE90	CSE125
Dimension (mm)	70x55	90x65	125x75
Dimension (inch.)	2-3/4"x2-1/8"	3-1/2"x2-9/16"	4-15/16"x2-15/16"
Qty/ctn (pcs)	25	25	25



Upper Connector with Seal

Connects two ducts.

Code	9804-103-08
Model	CSE70
Dimension (mm)	70x55
Dimension (inch.)	2-3/4"x2-1/8"
Qty/ctn (pcs)	20